



## cropcirclescheck

[Wiki Home](#)

[Recent Changes](#)

[Pages and Files](#)

[Members](#)

[Manage Wiki](#)

[Search Wiki](#)

[All Pages](#)

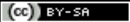
[The Truth Regarding Crop  
Circles, Equations as well as  
Magnetics in Reference to next  
year Survival](#)

# The Truth Regarding Crop Circles, Equations as well as Magnetics in Reference to next year Survival

A number of many years in the past, I wrote an article about crop circles and received an overpowering response from readers of our own member newsletter Historic <http://community.atom.com/profile/01202490202490212000102490212> . After i started the report, I was really prepared to present what the aliens were making an attempt to inform us. Unfortunately, the difficult information unveiled that almost all crop circles are manmade. But, let's take another appear with this interesting topic. The quantity of circles reported varies from roughly 2,000 (based on the International Crop Circle Database) to a estimated ten,000 sightings throughout the world. The very first patterns have been easy circles and rings in wheat and barley fields. Recent patterns are elaborate geometrical designs, which includes some fractals! Patterns assortment in size from just a handful of yards throughout to enormous designs that will basically be noticed entirely in the air. Theories about how they are made vary. Some propose that whirlwinds or plasma vortexes trigger them, other individuals propose earth energies and magnetic fields, and a few say microwave transient heating brings about these circles. But, essentially the most popular belief is the fact that extraterrestrial forces develop crop circles. Because i documented within the first post, to begin with, the circles have been assumed to be landing impressions left by alien spacecraft, but now it is thought the designs are messages from aliens to us. In 1991, two elderly, retired Englishmen, Doug Bower and Dave Chorley, confessed to developing a huge selection of crop circles, beginning in the early 1970s. This led most media sources to proclaim that every crop circles had been hoaxes. Some crop circle supporters pointed out that both of these guys could not probably have designed all of the circles, particularly individuals exterior with the U.K. Nevertheless, some crop circle artists, for example Circlemakers, recommended that Doug and Dave started out a pattern which was found by other people worldwide. These artists take into account crop circles a creative challenge and proceed to make new and even more elaborate patterns. We are able to even figure out how to make our very own at their Net website. Curiously, in 1991 Doug and Dave said that they will make no more circles. But English researcher John Macnish claims that a year following they mentioned this, he filmed them making the famous East Meon crop circle of 1992. Gene Pool, a crop circle Internet website, provides the subsequent story for example of the current state of mind surrounding crop circles: "When a sizable crop circle came Hungary, it designed quite a lot of consideration. Two crop circle professionals had been referred to as in to solemnly report that it had been a authentic development by extraterrestrials, and can totally, positively not be the function of people. A few months afterwards, two seventeen-year-old pupils from Budapest introduced by themselves right in front of a T.V. audience and introduced which they had produced the circle on their own. Additionally, they'd substantial evidence inside the sort of images and videotapes, which includes before and right after pictures." Pool details out that several newspapers sent reporters out with a couple of crop circle makers to generate new circles in key. In each case, each day roughly afterwards, the reporter-assisted circles had been hailed as genuine by all the "experts." This experiment was repeated numerous instances by a number of journalists. 1 well-documented, artificial design even wound up around the cover of the guide on crop circles. Then again, conspiracy theorists claim that Doug and Dave's confession was staged by the British Ministry of Defense in collusion with all the CIA to maintain the key of alien make contact with concealed from your public. Most <http://samsbackyard.blog.com/> fans concede that some circles are artifical but imagine that other folks aren't. The following evidence is introduced to support the position that some crop circles aren't manmade: enormous and intricate designs appear swiftly, stalks are bent previously mentioned ground degree (this can be very tough to do by a male), and electromagnetic anomalies are identified inside some circles. Individuals who believe that all crop circles are manmade put forth these factors to support their situation: moist crops bend effortlessly without having breaking, and it would consider just a few minutes of math, a tape measure as well as a compass to make a design that would search difficult. Some humans comprehend fractals so properly which they could simply make sure they are using simple tools. Lastly, it failed to take lengthy just before schoolchildren across the U.K. began drawing complicated circles in contests. If schoolchildren can do these, so why do we so quickly attribute the circles to aliens? Regardless of all of this, several folks discover crop circles to be a intriguing and uplifting phenomenon. Whether or not they are produced by human beings or aliens, they've a magic for them that cannot be overlooked. They raise human creativity up from each day earth existence to inventive, heavenly feelings and ideas. Alien or domestic, crop circles are getting a profound result

You are not a member of this wiki. [Join now](#) [Dismiss](#)

guest

[Help](#) · [About](#) · [Blog](#) · [Pricing](#) · [Privacy](#) · [Terms](#) · [Support](#) · [Upgrade](#)  
Contributions to <http://cropcirclescheck.wikispaces.com/> are licensed under a Creative Commons Attribution Share-Alike 3.0 License.  
  
Portions not contributed by visitors are Copyright 2013 Tangient LLC.



[Wiki Home](#)  
[Recent Changes](#)  
[Pages and Files](#)  
[Members](#)  
[Manage Wiki](#)

[Home](#)

## Theme Pages

[Business](#)  
[Canada](#)  
[Canadian Holidays](#)  
[Crime](#)  
[Culture Shock](#)  
[Employment](#)  
[Environment](#)  
[Family](#)  
[Famous Canadians](#)  
[Getting to Know You](#)  
[Health](#)  
[Language Learning](#)  
[Media](#)  
[Money Matters](#)  
[Multiculturalism](#)  
[Of Mice and Men](#)  
[Oliver Twist](#)  
[Phobias](#)  
[Technology](#)  
[Thanksgiving](#)  
[Water Resources](#)  
[Working with Literature](#)

## Skill Pages

[Grammar](#)  
[Listening](#)  
[Pronunciation](#)  
[Reading](#)  
[Spelling](#)  
[Vocabulary](#)  
[Writing](#)

## Copyright and Image Information

### Pages

[Citing an Image](#)  
[Laura's Demo](#)  
[Laura's Demo 2](#)  
[More about Modifying Images](#)  
[Working with Images](#)

### Extras

[Activities for lower levels](#)  
[Games](#)  
[Meebo Chat](#)  
[Quizzes](#)  
[Surveys](#)  
[Typing](#)

## crop circles

Edit

23

0

168

...

# Crop Circles

## The Mysterious Art

## Introduction:

- [Crop circle](#) is one of the unsolved mysteries in the world. They are always found in [wheat](#) , [barley](#) , [rice](#), [maize](#) or [rapeseed](#) that is always a huge pattern or formation shaped in.

Patterns range in size from just a few yards across to huge designs that can only be seen fully from the air. Maybe they have some meanings or some informations that "someone" wanted to sent to us, or perhaps they were formed by the landing of unknown kind of lifes's spaceships. We are looking for the meanings and purpose. The circles are suposed something else since we never have the capacity to design and to make them, we even don't know that where they come from and why they have been formed like that.

## Student Project

### Pages

Student Projects Jan 2011

Student Projects May 2011

kcoad2 Student Projects Wiki

guest



[http://en.wikipedia.org/wiki/File:Crop\\_circles\\_Swirl.jpg#globalusage](http://en.wikipedia.org/wiki/File:Crop_circles_Swirl.jpg#globalusage)

One of the most interesting circles appeared in the early August 2009 at [Milk Hill, Alton Barnes, Wiltshire, UK](#) that is named 'The Galaxy'.

This miracle circle is combined by more than 400 circles, perfectly organized in geometric swirls. The whole formation is about 1500 feet across with the circles ranging in the size that is more than 70 feet across!

### Where and when were they found:

- The crop circles have been found in all over the world and their origin is unknown. The first reported on the circles were in the early 1970s. To date, crop circles have been reported in 29 countries. The crop circles are phenomena which are known by the people all around the world. No one can explain that how does a crop circle form and when. They always appeared suddenly cause no witness has seen that even one day ago. The crop circles are considered from another world, since they are definitely more complex and mysterious than we could ever have imagined.

### Who made them/ Are they real:

- Many people believe that alien forces create crop circles. People think the patterns that have some messages were sent from the aliens to the human beings. In 1991, [Doug Bower and Dave Chorley](#), two elderly Englishmen, admitted that they created hundreds of crop circles from the early 1970s till now. This led most media sources to proclaim that all crop circles had been hoaxes. But some crop-circle experts pointed out that these two men couldn't possibly have created all the circles. Since the numbers and the complexity of the circles were out of the imagination of the humans. Most of the crop-circle fans believe that some circles are man-made but the others are not.

### Aliens Make Crop Circles

• [http://www.youtube.com/watch?v=Z\\_BhXE0giiE](http://www.youtube.com/watch?v=Z_BhXE0giiE)



Perfect examples of early hoaxes.



And a genuine crop circle of the same period.

From: <http://www.cropcircles.net/#phenomena>

### The facts:

- Crop circles are normally formed at night between the hours of 2-4 AM during the shortest evenings of the year. Hundreds of enthusiasts hoping to witness a crop circle forming. Some of those witnesses found that field displayed a new crop circle which have appeared right under the noses of those who looking for them in the next morning. In 1996, a pilot reported seeing nothing while flying above the [Stonehenge](#) monument, but 15 minutes later a huge formation( 900 ft)just appeared, and it is containing 149 perfect circles.
1. The magnetized iron spheres were found in the soil.
  2. The crops seemed that were broken down, but actually they didn't break.
  3. The experts observed that some seeds from the crop circle were dried and wizened, but they can take less time to grow than nomal seeds.
  4. An obvious one - there is no mud on the flattened stems when the weather was misty and moisture.
  5. The crop circles usually fall in the same directions. Formed in some beautiful whirlwind patterns which appeared in only 2-3 hours.



### The electromagnetic :

- The [electromagnetic](#) was changed in that field or around; the compasses cannot point to north. Cellphones or cameras are malfunction. Batteries are drained in minutes, and the

other electricity equipments are out of control as well.

guest

### The changes to plants:

- The [stems](#) in the crop circles are actually not broken but bent, normally the stems are not bent near the ground but higher up, in the middle of the stem. In some cases, the stems are bent six inches from the top of the seed head. Research and laboratory tests shows the plants were in a short and strong burst of heat which tenders the stems to bent to the ground at  $90^\circ$ . There was no damage on the stems. Sometimes the stems are all bent in the same directions. In fact, the tests shows that the soil in that area appears to have been baked.
- The observation shows the plants' knuckles are totally extended; the seed embryos were distorted, and the cavities in the plants were changed as if they have been heated from the inside.



<http://www.cropcirclesecrets.org/biophysical.html>

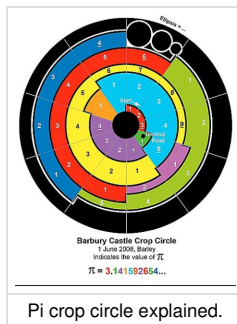
### The geometric of crop circle patterns:

- Mathematically, genuine crop circles always appeared with geometric patterns which are based on [Euclidian geometry](#). So far, the mathematicians have gotten five new mathematical [theorems](#). They are also encrypted the sacred geometry invisibly. Those [harmonic ratios](#) rule the relationship between the [orbits](#) of planets in our [solar system](#)



Crop Circle of Pi - The Daily Mail UK.



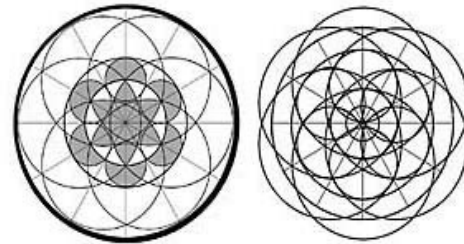


Pi crop circle explained.

<http://originalbeauty.wordpress.com/2009/04/24/crop-circle-patterns/>




Goodwood Clatford: a cymatic pattern as a crop circle in barley with plants bent inches from the top.



Two examples of the internal geometry of crop circles that clearly shows elements of sacred geometry which are also found in Buddhist mandalas and Arabic tile designs.



Hockpen Hill crop circle and its counterpart in the geometry of an ancient Arabic tile design.



<http://www.cropcircleconnector.com/anasazi/sounds1.html>

### Crop circle in Switzerland



[http://www.free-photos.biz/photographs/places/fields/91884\\_cropcirclew.php](http://www.free-photos.biz/photographs/places/fields/91884_cropcirclew.php)

The circle, roughly 66 yards wide, was discovered in the northwestern town of [Payerne](#).

A Swiss army pilot found it in a corn field just outside of the military base there.

### Crop Circle over Santa Monica, CA



<http://www.uforadar.com/2010/02/crop-circle-lecture-sunday-feb-7th/>

Crop Circles Quest for Truth - Theatrical Feature Film

[Find more videos on Youtube](#)





<http://leahbtwo.blogspot.com/2010/08/crop-circles.html>

## Conclusion :

- In conclusion a crop circle is one of the most beautiful geometric phenomena that occurs around the world. Even though no one can explain how a crop circle is formed and who makes them, we can neither confirm nor deny that they could be made by aliens.

## Bibliography

<http://leahbtwo.blogspot.com/2010/08/crop-circles.html>

<http://www.uforadar.com/2010/02/crop-circle-lecture-sunday-feb-7th/>

[http://www.free-photos.biz/photographs/places/fields/91884\\_cropcirclew.php](http://www.free-photos.biz/photographs/places/fields/91884_cropcirclew.php)

<http://www.cropcircleconnector.com/anasazi/sounds1.html>

<http://www.cropcirclesecrets.org/biophysical.html>

<http://www.cropcircles.net/#phenomena>

[http://en.wikipedia.org/wiki/File:Crop\\_circles\\_Swirl.jpg#globalusage](http://en.wikipedia.org/wiki/File:Crop_circles_Swirl.jpg#globalusage)

- [http://www.misterx.ca/CROP\\_CIRCLES.html](http://www.misterx.ca/CROP_CIRCLES.html)
- <http://alienanthropology.blogspot.com/2010/04/could-man-make-this-complex-crop-circle.html>
- <http://www.cropcircleconnector.com/anasazi/sounds1.html>

[Help](#) · [About](#) · [Blog](#) · [Pricing](#) · [Privacy](#) · [Terms](#) · [Support](#) · [Upgrade](#)

Contributions to <http://kcoad1.wikispaces.com/> are licensed under a [Creative Commons Attribution Share-Alike 3.0 License](#).




Portions not contributed by visitors are Copyright 2013 Tangient LLC.




## How to Visit a Crop Circle

Has there been word of a crop formation ("circle") in your region? You might find it worth your while to pay a personal visit to the site.



### Steps

- 1 **Try to be the first to set foot on the scene of a crop formation or "circle", as they were referred to early on (some of these strange formations date back to the Nineteenth Century but the current craze didn't become household terminology until about the '70s or so).** In order to be first on the scene, however, you will almost have to be on Ground Zero just as it is being formed; in most instances you will have heard about it second or third-hand or from local media who will most likely not give an honest or accurate account. Any event, upon learning of the formation, try to waste zero time in personally getting out there as the more people that go parading through the formation---everything from religious whack jobs to curious ogles and lookie-lou types who don't have a clue, the less chance that you will have to explore and examine the evidence in its most pristine form----such as soil samples, wheat stalks (very important), residual microwave energy, anomalous magnetic fields, etc. In so many words: get out there....**now**



**Know about what crop circles are.** If you are truly sincere about and dedicated to

- 2 investigating crop formations, there are a number of books out there that you can study and you should definitely engage in an extensive review not only of plane and analytic geometry but acquaint yourself as much as humanly possible with the subject of fractals---for those not familiar, a fractal is a most times complex or complex appearing geometric construct composed of relatively simple geometric figures such as a square, circle, triangle, etc. reiterated over and over (ad infinitum) on an exponentially decreasing physical scale...a prime example is here set forth: imagine an equilateral triangle---now imagine another such inscribed in the first with its vertices located precisely at the mid points of the sides of the original triangle...now imagine a third equilateral triangle likewise inscribed in the second one you just created...then a fourth...a fifth...you have just created a fractal. A variation upon this is the famous "Sierpinski triangle". Fractals...some of which are stunningly beautiful - are becoming very routine in these formations.

- 3 **Learn to distinguish between three broad classes of crop formations, they are:** Melik Circles; Pictograms, and, Fractals or other very intricate and ornate Geometric Constructs.

- Melik Circles are perfectly formed circles in the field that bear very definite and precise but not necessarily immediately identifiable geometric relationships to each other...there are many ways that this can be done but by way of illustration, imagine two concentric circles such that a hexagon that is perfectly tangent (circumscribes) the smaller of the two circles is itself perfectly circumscribed by the larger circle but the hexagon itself is left out of the pattern...or you might see three circles all lying outside each other that are perfectly tangent to a line which itself is not visible.
- Pictograms are perhaps akin to hieroglyphics in that they could depict a constellation or could be a symbol for the moon or a fish or whatever....usually very simple and possess none of the sheer artistry and stunning majesty that the far more intricate designs that came later and persist to this day now exhibit.
- Fractals and other extremely intricate and spell-binding beautiful and symmetric geometric constructs. These are highly mathematical and to fully appreciate them takes very careful and time consuming measurements of their dimensions.

- 4 **Even before visiting the site on foot, or as shortly thereafter as humanly possible, get to high ground if any is to be found so that you can look down upon the entire design and get one or more good photographs or footage of same.** If you live in predominantly flat area such as back in the Midwest, then rent a plane or chopper and fly directly over it taking as many quality stills or video strips as possible.

- 5 **Bring the right equipment.** Absolute minimum equipment to take into a formation should you venture into one, is a camera or camcorder...and a compass. The camera will record the site for all posterity before the public gets out there and makes it look like a herd of elephants came foraging through the field looking for food. The compass is valuable in orienting the layout of the pattern with respect to true or magnetic North and, perhaps more importantly, gives an instant indication of any local magnetic anomalies such as vertices or whorls in which case the rosette wheel of the compass may just begin spinning like a top. **Don't forget that compass**

- 6 **Take a Geiger counter out there or one of those old but tried and true radiation intensity meters such as the Victoreen Instrument CDV 715 Model 1-B like they had stored in the old bomb shelters back during the Cold War days---you can still get one on e-bay for a song.** Now to the best of my knowledge and belief, I do not recall either reading nor hearing of any cases of higher than normal radioactivity being sensed in a crop formation---but it is better safe than sorry...and those versed in saucer lore know of numerous cases of UFO sightings that resulted in the observer suffering or sometimes dying of symptoms precisely like those of radiation overexposure. This is mentioned because the correlation factor between the sudden appearance of a crop formation and the sightings of UFOs in the immediate area (generally in the form of shiny and metallic appearing spheres sometimes just a few inches in diameter, is an issue.


- 7 **Learn to distinguish between radioactivity and microwave radiation:** radioactivity consists of rays of particles or extremely high frequency electromagnetic radiation (in the high X-ray region) from disintegrating atoms---this means alpha particles (helium nuclei); beta particles (high speed electrons) and gamma rays (electromagnetic emissions of the same or higher frequency or shorter wavelength than X-rays)...of the three, gamma is most deadly and the one to avoid. If your Geiger or rad intensity level meter shows higher than normal emission in the crop formation area...get out of there and warn others. Microwaves, on the other hand, are radio frequency waves generally from UHF on up to SHF, in the range of a few gigahertz up to the tens of GHz and are generally associated with radar and


extremely high frequency satellite communications---not to be confused with radioactivity. Intense microwave radiation is not to be taken lightly, however. It can, at the right frequencies, and even at low field intensities, prove harmful or even fatal. Again, however, I have heard of no documented cases of any crop formation casualties from microwave absorption although I have heard that some people who ventured into a crop formation have been rendered physically ill for whatever reason. Just a word to the wise.

- 8 **For those so inclined and the truly dedicated, you might also take along a portable radio frequency spectrum analyzer---the purpose of this is to detect lingering microwave energy and to measure its intensity at various points within the crop formation.** Why is this important? It is because it has been well documented that wheat stalks in particular, taken from samples, have shown evidence of microwave absorption and at intensities that were carefully plotted showing, in at least one case, that the source of microwave radiation was fifteen feet above the exact center of the crop circle.

## Tips

- in use



 Typical spectrum analyzer trace

- This is a CRT trace on a spectrum analyzer...this instrument is used to
- identify and measure the relative power of all of the constituent frequencies in a given radio, TV, radar or other electromagnetic signal.
- It has been claimed that the bending of wheat stocks can be caused by intense beams of microwave energy and that extremely high power microwave emanations....into the giga watts....have created "gravitational effects".

## Warnings

- DO NOT enter any crop formation while it is in the making...try to imagine what some kind of presumed "force field" that can bend hundreds or thousands of corn stalks to the ground in a split second might do to you if you happen to be standing right in its swath.
- DO NOT venture into any crop formation if you observe any objects, shiny metallic and spherical or otherwise cruising around in the sky anywhere near the area.
- After you feel it is safe to do so, enter the formation carefully with your equipment trying to disturb as little of it and the surrounding terrain as humanly possible. Check for radioactivity first of course. Take as many still photos as you can or footage and record your measurements and findings into the recorder. Measure or pace off distances and angles and record. Take soil samples and stalks from various distances from the centers of any of the circles. Save for laboratory analysis. If you have taken along a portable r.f. spectrum analyzer then switch it on and set it down somewhere convenient with the scan width control set to its highest value preferably centered in the 1 - 6 GHz range. Watch your compass at all times.

Share your knowledge

Publish Content

Getting Started

Search Bukisa



**Auto Money Society Education Holidays Family Home Food Health Hobby Tech Style Science Sport Travel**

## Hoax or Hush Up? The Long Standing Mystery of Geometric Crop Circles

Jul 5th, 2010



TerriLane

Freelance writer

Follow

Send me a message

*With technology that enables us to explore the far reaches of our universe and expertise that allows us to unravel our DNA code, why are we unable to solve the mystery of the crop circles which appear regularly and without explanation in the fields of Europe and the USA?*

Searching for **hoax hush up standing mystery geometric**

1. [Hoax Hush up standing mystery geometric](#)

Top answers for **Hoax Hush up standing mystery geometric crop circles**

[www.Answered-Questions.com](http://www.Answered-Questions.com)

2. [Hoax Hush up standing mystery geometric](#)

Get local answers for **Hoax Hush up standing mystery geometric crop circles**

[www.Answered-Questions.com](http://www.Answered-Questions.com)

3. [Searching for Hoax Hush up standing](#)

Discover 100+ answers for **Hoax Hush up standing mystery geometric crop circles**

[www.Answered-Questions.com](http://www.Answered-Questions.com)

It will soon be time for the seemingly spontaneous appearance of the now familiar phenomena of crop circles. As the harvest ripens and the corn stands high, inevitably some of it will be flattened into mysterious geometric designs in various parts of the countryside, notably the South of England and [the United States](#).

Although they cause widespread interest it seems that there is no progress towards a satisfactory explanation of how they get there. It is claimed that over 50 countries have reported the presence of crop circles in their fields so perhaps it is time for an International Enquiry to be organised with leading scientists and mathematicians from around the world who may be able to discover the truth that is out there somewhere.

Searching for **hoax hush up standing mystery**

1. [Hoax Hush up standing mystery](#)

Top answers for **Hoax Hush up standing mystery geometric crop circles**

[www.Answered-Questions.com](http://www.Answered-Questions.com)

2. [Hoax Hush up standing mystery](#)

Get local answers for **Hoax Hush up standing mystery geometric crop circles**

[www.Answered-Questions.com](http://www.Answered-Questions.com)

3. [Searching for Hoax Hush up standing](#)

Discover 100+ answers for **Hoax Hush up standing mystery geometric crop circles**

[www.Answered-Questions.com](http://www.Answered-Questions.com)

AdChoices

Chitika | Opt out?

AdChoices

Chitika | Opt out?

On this topic

Top Urban Legends and Folklore

6 Myths about Animal Shelters, SPCA's etc.

Don't Make These Common 4 Affiliate Mistakes!

Biggest Hair Myths

The Necronomicon, or: The Book of Dead Names

What is claimed to be the first crop circle this year has already appeared in a field of rape seed in Hampshire UK. Interestingly the air space above it is a Military Zone. The circle is about 180 feet in diameter.

For more in depth information on this particular circle see <http://www.cropcircleconnector.com/2010/oldsarum/oldsarum2010a.html>

In 1991 two men confessed that they started the circles themselves and [directions](#) abound on the internet instructing anyone else so inclined to make their own crop circle using planks and rope. In view of the complexity of these designs this is less than convincing.

As they say 'there is nothing new under the sun' and this also applies to crop circles. The earliest accounts date back to the 16<sup>th</sup> and 17<sup>th</sup> century. In the 19<sup>th</sup> century 'Nature Journal' described a geometric crop circle in detail. Since then modern technology has been able to add a further insight to witnesses' observations, noting among other things that there are electro magnetic effects in

and around circles and changes affecting the cellular construction of corn.

People began taking a serious interest in the phenomenon from 1960 onwards when reports in England and the United States began to appear in the media. In England many of the sightings are in the Hampshire and Wiltshire area, principally around Avebury and Stonehenge, long connected with its ancient forts, Stonehenge and ley lines.

[Photographs](#), stories and myths can be found on many internet sites which are interesting to examine. The explanations given cover anything from hoaxes to aliens, science to parapsychology. All of which is good for tourism as some farmers have realised, charging an entrance fee to their fields which is a good little earner but leads to a suspicion of hoax for profit.

A serious investigation financed by Laurence Ruckerfeller in 1999/2000 reported that the flattening of the crop was caused by 'intense electromagnetic radiation' and found that although 80% of the circles were manmade they could not account for the other 20%.



On 30<sup>th</sup> July there will be a lecture in The Corn Exchange, Devizes, Wiltshire, U.K. on the subject of crop circles. It  
More by TerriLane

ow there have been more questions than [answers](#), with no  
these highly complicated designs.

or perhaps it will be a case of 'it is for some to know and




Bible Verses to Help You When  
Things Are Getting You Down



How to Lower Your Food Bill  
And Eat Better For Less.

check out the crop circle below which was featured in The  
thought.



The Life of Lord Nelson – The  
Hero of The Battle of Trafalgar



(images via: [The Telegraph](#) )

The most complex crop circle ever to be seen in Britain was discovered in June 2008. The formation – which  
measures 150 feet in diameter – appears to be a coded image representing the first 10 digits of pi (3.141592654).  
Astrophysicist Michael Reed said, "The tenth digit has even been correctly rounded up. The little dot near the centre  
is the decimal point. The code is based on 10 angular segments with the radial jumps being the indicator of each  
segment. Starting at the centre and counting the number of one-tenth segments in each section contained by the  
change in radius clearly shows the values of the first 10 digits in the value of pi."

Searching for **hoax hush up standing mystery geo**

1. [Hoax Hush up standing mystery geometric](#)

Top answers for **Hoax Hush up standing mystery  
geometric crop circles**  
[www.Answered-Questions.com](#)

2. [Hoax Hush up standing mystery geometric](#)

Get local answers for **Hoax Hush up standing mystery  
geometric crop circles**  
[www.Answered-Questions.com](#)

3. [Searching for Hoax Hush up standing](#)

Discover 100+ answers for **Hoax Hush up standing  
mystery geometric crop circles**  
[www.Answered-Questions.com](#)

AdChoices

Chitika | Opt out?

Bukisa on Facebook

Like

1,350 people like Bukisa.

Usman

Angielyn

Danilo

Days

Harvey

Mario

Imane

Ma Victoria

Hamze

Justin


Facebook social plugin

How To Make Mystery Crop Circles Yourself?

More from this channel



The Poor Man's Bank



Getting Re-Acquainted With  
Old Friends

Early Humans Were More  
Advanced Than Previously  
Believed



Crop Circles Mystery  
Explained in Brief



Crop Circles



More by TerriLane



Bible Verses to Help You When Things Are Getting You Down



How to Lower Your Food Bill And Eat Better For Less.



The Life of Lord Nelson – The Hero of The Battle of Trafalgar

y for decade and any new breakthrough and analysis is such a welcome sights!

- 0 +

Post a comment

Please login to comment

You can use your Bukisa account or login via Facebook.

Get help | About us | Blog | Contact

Please read our Terms of Use and Privacy Policy | User published content is licensed under a Creative Commons License except where otherwise noted.  
© Copyright 2008 - 2013 Webika Ltd. All Rights Reserved.  
0.4753 7.63MB



How To Make Mystery Crop Circles Yourself?



Crop Circles Mystery Explained in Brief



Crop Circles